

Signify Classified - Internal
Cooper Lighting Solutions Photometric Lab
1121 Highway 74 South
Peachtree City, GA 30269



Scaled data based on original data using
LM-79-2019 Approved Method: Electrical and Photometric Measurements of Solid-State
Lighting Products

Test Report Prepared for

Cooper Lighting Solutions

Brand: CORELITE

Report Number: P1217056

Luminaire Tested: 14-ID2-55-CFD2-L935-U

Issue Date: 12/5/2025

Test Information

Test Method: LM-79-2019
Report Number: P1217056
TEST IS SCALED FROM IESNA LM-79-08 TEST DATA (G2-2508-507-16)
Test Lab: INNOVATION CENTER
Issue Date: 12/5/2025
Manufacturer: COOPER LIGHTING SOLUTIONS
Product Line: CORELITE
Catalog Number: 14-ID2-55-CFD2-L935-U
Description: 1X4 IN DEPTH TROFFER WITH 2INCH CUBE DROP LENS
Light Source: 3500K CCT, 90 CRI LEDS
Ballast/Driver: ELECTRONIC DRIVER

Summary

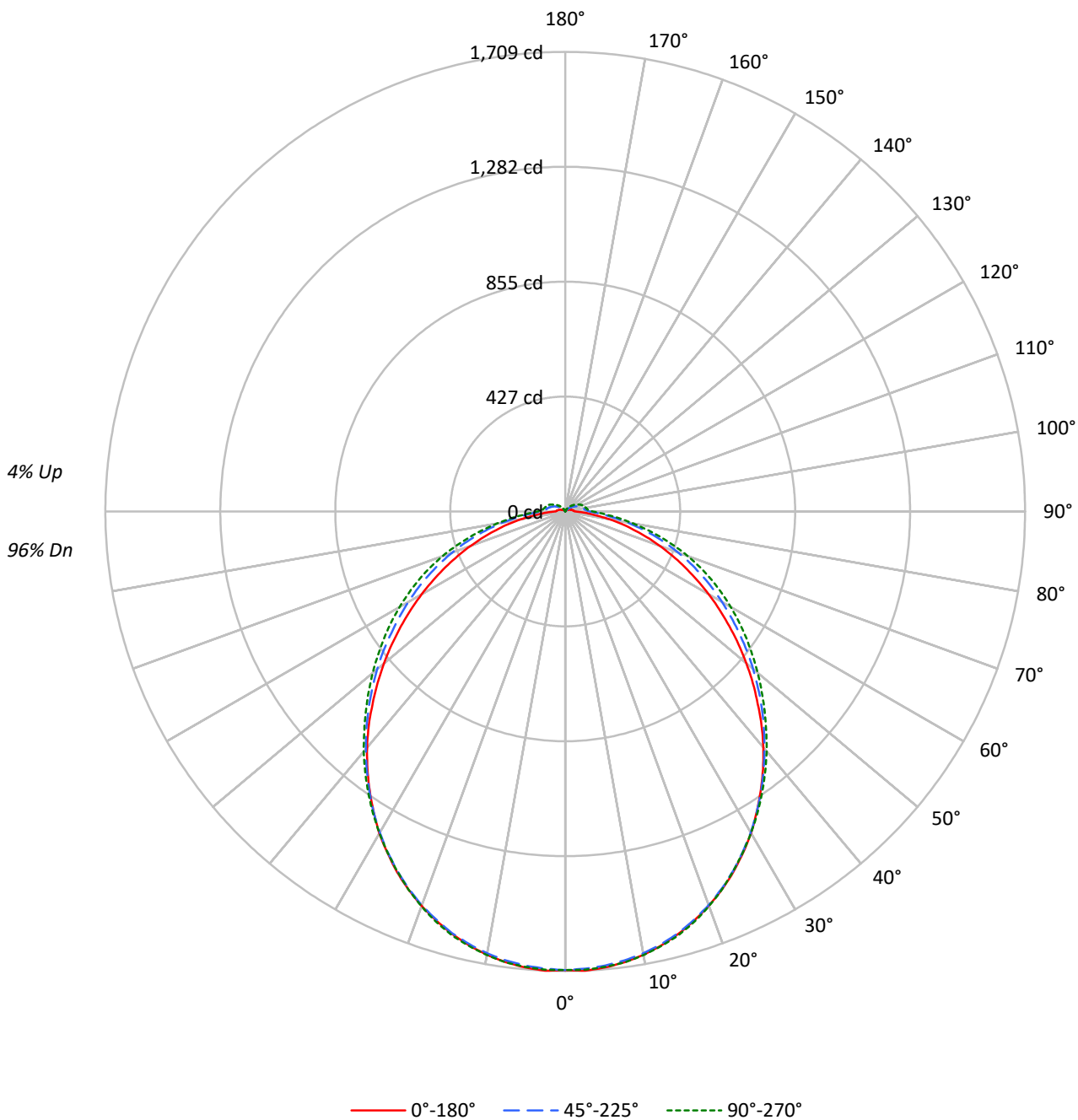
Lumens per Lamp: N/A
Luminaire Lumens: 4873.5 lumens
Efficiency: N/A
Efficacy: 100.1 lumens/watt
Spacing Criteria (0/90/45): 1.21 / 1.21 / 1.31
Luminous Opening: Rectangular w/ Sides (W: 1' x L: 4' x H: 0.16')
CIE Type: Direct

Input Watts (W): 48.7
Input Voltage (V): 120
Input Current (Ain): NR
Voltage Rise (V): NR
Power Factor: NR
Total Harmonic Distortion (THDi): NR
Frequency (hertz): 60
Stabilization Time: NR
Operation Time: NR
Ambient Temperature (°C): NR
Test Distance: 24 FT



TEST NUMBER: P1217056
CATALOG NUMBER: 14-ID2-55-CFD2-L935-U

Luminous Intensity Polar Plot





TEST NUMBER: P1217056
 CATALOG NUMBER: 14-ID2-55-CFD2-L935-U

COEFFICIENT OF UTILIZATION - ZONAL CAVITY METHOD:

RF	20				20				20				20				20				
RC	80				70				50				30				10			0	
RW	70	50	30	10	70	50	30	10	50	30	10	50	30	10	50	30	10	50	30	10	0
RCR																					
0	118	118	118	118	115	115	115	115	109	109	109	103	103	103	98	98	98	98	98	98	96
1	107	102	98	94	104	100	95	92	94	91	88	90	87	85	85	83	81	81	81	81	79
2	97	89	82	76	94	87	80	75	82	77	72	78	74	70	75	71	68	68	68	68	66
3	89	78	70	63	86	76	69	62	73	66	61	69	64	59	66	62	58	58	58	58	55
4	81	69	60	54	79	68	59	53	65	57	52	62	56	51	59	54	50	50	50	50	47
5	75	62	53	46	72	61	52	46	58	51	45	56	49	44	53	48	43	43	43	43	41
6	69	56	47	40	67	55	46	40	52	45	39	50	44	39	48	43	38	38	38	38	36
7	64	51	42	36	62	50	41	35	48	40	35	46	39	34	44	38	34	34	34	34	32
8	60	46	38	32	58	45	37	32	44	36	31	42	36	31	41	35	30	30	30	30	28
9	56	42	34	29	54	42	34	29	40	33	28	39	32	28	38	32	27	27	27	27	26
10	52	39	31	26	51	39	31	26	37	30	26	36	30	25	35	29	25	25	25	25	23

AVERAGE LUMINANCE (cd/sqm):

	0°	45°	90°
0°	4589	4589	4589
5°	4582	4523	4528
10°	4542	4448	4453
15°	4482	4358	4356
20°	4405	4243	4227
25°	4312	4110	4079
30°	4196	3960	3928
35°	4048	3793	3770
40°	3893	3619	3608
45°	3704	3443	3437
50°	3513	3265	3282
55°	3307	3081	3138
60°	3100	2908	2994
65°	2878	2729	2842
70°	2647	2531	2648
75°	2387	2295	2385
80°	2089	1999	2073
85°	1803	1710	1780

MAXIMUM LUMINANCE 45°-90°:

Horizontal Angle: 0°
 Vertical Angle: 45°
 Luminance: 3704 cd/sqm



TEST NUMBER: P1217056
 CATALOG NUMBER: 14-ID2-55-CFD2-L935-U

ZONAL LUMENS:

Zone	Lumens	% Fixture
0°-10°	161.3	3.3
10°-20°	458.2	9.4
20°-30°	680.2	14.0
30°-40°	796.2	16.3
40°-50°	799.7	16.4
50°-60°	708.3	14.5
60°-70°	550.9	11.3
70°-80°	349.9	7.2
80°-90°	156.3	3.2
90°-100°	74.6	1.5
100°-110°	57.0	1.2
110°-120°	40.2	0.8
120°-130°	24.0	0.5
130°-140°	11.7	0.2
140°-150°	4.3	0.1
150°-160°	0.7	0.0
160°-170°	0.0	0.0
170°-180°	0.0	0.0
0°-30°	1299.7	26.7
0°-40°	2095.8	43.0
0°-60°	3603.8	73.9
0°-90°	4660.9	95.6
90°-120°	171.8	3.5
90°-150°	211.9	4.3
90°-180°	213.0	4.4
0°-180°	4873.5	100.0

CANDELA DISTRIBUTION:

	0°	22.5°	45°	67.5°	90°	Flux
0°	1705	1705	1705	1705	1705	
5°	1702	1701	1695	1696	1700	162
15°	1626	1627	1624	1626	1631	458
25°	1479	1481	1475	1475	1476	681
35°	1267	1277	1269	1275	1276	792
45°	1012	1033	1033	1048	1048	782
55°	745	775	789	817	822	667
65°	491	526	558	596	600	487
75°	264	301	337	368	366	281
85°	85	115	145	165	163	86
90°	37	64	91	104	102	22
95°	32	51	75	84	84	25
105°	23	37	60	71	73	25
115°	15	23	44	57	61	15
125°	10	12	28	39	43	8
135°	6	5	15	24	28	4
145°	3	2	5	11	14	2
155°	2	1	1	2	2	1
165°	0	0	0	0	0	0
175°	0	0	0	0	0	0
180°	0	0	0	0	0	0



TEST NUMBER: P1217056
 CATALOG NUMBER: 14-ID2-55-CFD2-L935-U

CANDELA DISTRIBUTION (FULL):

	0°	22.5°	45°	67.5°	90°
0°	1705.4	1705.4	1705.4	1705.4	1705.4
2.5°	1709.4	1707.8	1701.5	1702.3	1705.4
5°	1702.3	1700.7	1695.2	1696.0	1699.9
7.5°	1690.5	1689.7	1684.2	1685.8	1691.3
10°	1673.9	1673.2	1668.4	1670.8	1675.5
12.5°	1652.7	1651.9	1647.9	1650.3	1655.0
15°	1625.9	1626.7	1623.5	1625.9	1630.6
17.5°	1595.2	1596.7	1592.0	1595.2	1599.1
20°	1560.5	1562.1	1558.1	1558.1	1562.1
22.5°	1521.9	1523.5	1518.8	1518.8	1521.9
25°	1479.4	1480.9	1475.4	1474.6	1476.2
27.5°	1431.3	1435.3	1428.2	1429.0	1429.7
30°	1381.7	1385.6	1378.5	1380.1	1380.9
32.5°	1325.0	1332.8	1325.0	1328.1	1329.7
35°	1266.7	1276.9	1269.0	1275.3	1276.1
37.5°	1207.6	1218.6	1211.5	1220.2	1221.0
40°	1145.4	1158.0	1152.5	1163.5	1165.1
42.5°	1080.8	1096.5	1093.4	1106.8	1105.2
45°	1012.2	1032.7	1032.7	1048.5	1047.7
47.5°	946.1	968.9	972.1	990.2	990.2
50°	879.1	904.3	911.4	932.7	933.5
52.5°	812.2	839.7	851.5	873.6	876.7
55°	745.2	775.1	789.3	816.9	821.6
57.5°	679.8	709.7	731.0	759.4	765.7
60°	616.0	647.5	672.7	705.0	710.5
62.5°	552.2	586.1	616.8	648.3	654.6
65°	490.8	526.2	558.5	595.5	599.5
67.5°	431.7	467.1	502.6	537.2	542.7
70°	373.4	410.4	446.6	482.9	484.5
72.5°	317.5	354.5	391.5	425.4	425.4
75°	263.9	300.9	337.2	367.9	366.3
77.5°	215.8	248.9	283.6	311.2	308.8
80°	165.4	199.3	232.4	257.6	255.2
82.5°	122.1	152.8	185.9	209.5	207.2
85°	85.1	115.0	144.9	165.4	163.1
87.5°	55.9	85.1	112.6	130.0	127.6
90°	37.0	63.8	90.6	104.0	102.4
92.5°	33.1	55.9	80.3	91.4	89.8
95°	31.5	51.2	74.8	84.3	83.5
97.5°	29.9	47.3	70.1	80.3	80.3
100°	27.6	44.1	67.0	77.2	78.0
102.5°	25.2	40.2	63.0	74.0	75.6
105°	22.8	37.0	59.9	70.9	73.3
107.5°	21.3	33.1	55.9	67.7	70.9
110°	18.9	29.9	52.0	64.6	67.7



TEST NUMBER: P1217056
 CATALOG NUMBER: 14-ID2-55-CFD2-L935-U

CANDELA DISTRIBUTION (continued):

	0°	22.5°	45°	67.5°	90°
112.5°	16.5	26.0	48.1	60.7	64.6
115°	15.0	22.8	44.1	56.7	60.7
117.5°	13.4	19.7	40.2	52.8	55.9
120°	11.8	17.3	36.2	48.8	52.0
122.5°	10.2	14.2	32.3	44.1	48.1
125°	9.5	11.8	28.4	39.4	43.3
127.5°	7.9	9.5	24.4	35.4	39.4
130°	7.1	7.1	20.5	31.5	35.4
132.5°	6.3	5.5	17.3	27.6	30.7
135°	5.5	4.7	15.0	23.6	27.6
137.5°	4.7	3.9	11.8	20.5	23.6
140°	3.9	3.2	9.5	17.3	19.7
142.5°	3.2	2.4	7.1	14.2	16.5
145°	3.2	2.4	4.7	11.0	14.2
147.5°	2.4	1.6	2.4	8.7	11.0
150°	1.6	1.6	0.8	6.3	7.9
152.5°	1.6	0.8	0.8	3.9	5.5
155°	1.6	0.8	0.8	1.6	2.4
157.5°	0.8	0.8	0.8	0.0	0.0
160°	0.8	0.8	0.8	0.0	0.0
162.5°	0.0	0.0	0.0	0.0	0.0
165°	0.0	0.0	0.0	0.0	0.0
167.5°	0.0	0.0	0.0	0.0	0.0
170°	0.0	0.0	0.0	0.0	0.0
172.5°	0.0	0.0	0.0	0.0	0.0
175°	0.0	0.0	0.0	0.0	0.0
177.5°	0.0	0.0	0.0	0.0	0.0
180°	0.0	0.0	0.0	0.0	0.0

TEST NUMBER: P1217056
 CATALOG NUMBER: 14-ID2-55-CFD2-L935-U

CIE UGR TABLE:

Reflectances:											
Ceiling		0.7	0.7	0.5	0.5	0.3	0.7	0.7	0.5	0.5	0.3
Wall		0.5	0.3	0.5	0.3	0.3	0.5	0.3	0.5	0.3	0.3
Reference plane		0.2	0.2	0.2	0.2	0.2	0.2	0.2	0.2	0.2	0.2
Room dimensions		Viewed crosswise					Viewed endwise				
X=2H	Y=2H	15.12	16.66	15.56	17.07	17.49	16.01	17.55	16.45	17.96	18.38
	3H	16.68	18.08	17.13	18.49	18.96	18.04	19.43	18.48	19.85	20.32
	4H	17.23	18.55	17.69	18.98	19.46	18.86	20.18	19.33	20.61	21.09
	6H	17.61	18.83	18.09	19.29	19.78	19.55	20.77	20.03	21.22	21.72
	8H	17.72	18.89	18.21	19.37	19.87	19.83	21.00	20.32	21.47	21.98
	12H	17.79	18.91	18.29	19.38	19.91	20.09	21.21	20.59	21.68	22.21
4H	2H	15.82	17.14	16.29	17.57	18.05	16.52	17.84	16.99	18.28	18.76
	3H	17.61	18.73	18.09	19.21	19.71	18.77	19.88	19.25	20.37	20.87
	4H	18.30	19.31	18.80	19.80	20.34	19.75	20.76	20.25	21.25	21.79
	6H	18.80	19.69	19.32	20.21	20.76	20.59	21.48	21.11	22.00	22.55
	8H	18.96	19.79	19.49	20.31	20.88	20.94	21.78	21.47	22.30	22.86
	12H	19.07	19.82	19.62	20.37	20.94	21.28	22.03	21.83	22.58	23.15
8H	4H	18.72	19.55	19.24	20.07	20.63	19.99	20.82	20.52	21.34	21.91
	6H	19.36	20.06	19.92	20.63	21.20	20.98	21.67	21.54	22.24	22.81
	8H	19.60	20.22	20.17	20.80	21.39	21.43	22.06	22.01	22.64	23.22
	12H	19.78	20.34	20.35	20.90	21.56	21.90	22.45	22.47	23.02	23.67
12H	4H	18.79	19.54	19.34	20.09	20.66	20.01	20.76	20.56	21.31	21.88
	6H	19.48	20.11	20.05	20.69	21.27	21.02	21.65	21.59	22.22	22.81
	8H	19.78	20.34	20.35	20.90	21.56	21.54	22.10	22.11	22.66	23.31

Cooper Lighting Solutions Photometric Lab
1121 Highway 74 South
Peachtree City, GA 30269



LM-79-2019: Approved Method: Electrical and Photometric Measurements of Solid-State Lighting Products

Report Prepared for

Cooper Lighting Solutions

Corelite

Report Number: SP1-2506-458-10

Test Date: 08/26/2025

Luminaire Tested: 22ID2-55-CFR1-L935-U

Data in this report applies to families of products including 22ID2-55-CFR1-L935-U

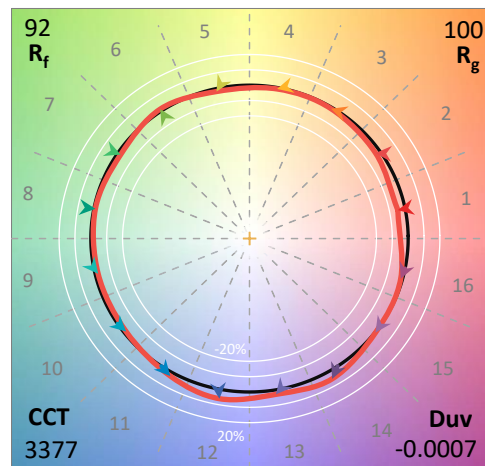
Test Information

Test Method: LM-79-2019
 Report Number: SP1-2506-458-10
 Test Lab: COOPER LIGHTING SOLUTIONS
 Photometer: SP1 - 76IN SPHERE
 Measurement Geometry: 4π
 Issue Date: 08/27/2025
 Manufacturer: COOPER LIGHTING SOLUTIONS
 Product Line: Corelite
 Catalog Number: **22ID2-55-CFR1-L935-U**
 Description: 2X2 CGTX WITH INDEPTH FRAME AND CFR1 LENS - 5500 LUMEN 3500K 90CRI

Spectral Parameters

CCT (K): 3377
 CIE u': 0.2392
 CIE v': 0.5128
 Duv: -0.0007
 CIE x: 0.4116
 CIE y: 0.3922
 CIE z: 0.1962
 Peak Wavelength (nm): 618
 Dominant Wavelength (nm): 581
 Purity: 41.24368
 Rf: 91.8
 Rg: 99.6

CRI (Ra):	93.6		
R1:	94.1	R9:	64.2
R2:	96.6	R10:	91.1
R3:	97.5	R11:	94.7
R4:	94.0	R12:	78.5
R5:	93.6	R13:	95.0
R6:	94.8	R14:	98.1
R7:	93.4	R15:	91.0
R8:	84.8		



Test Conditions

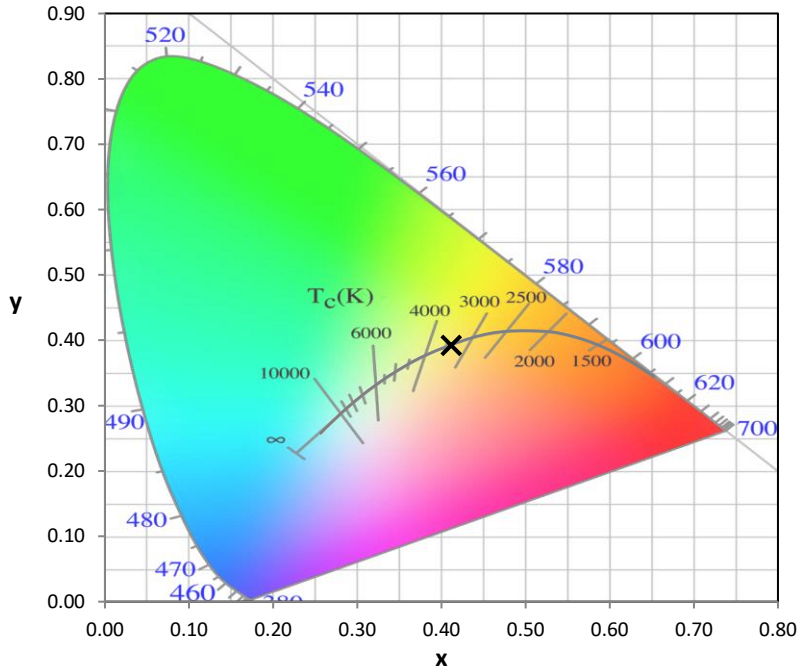
Stabilization Time: 32M
 Operation Time: 1H 32M
 Sphere Temperature (°C): 25.2

REPORT NUMBER: SP1-2506-458-10

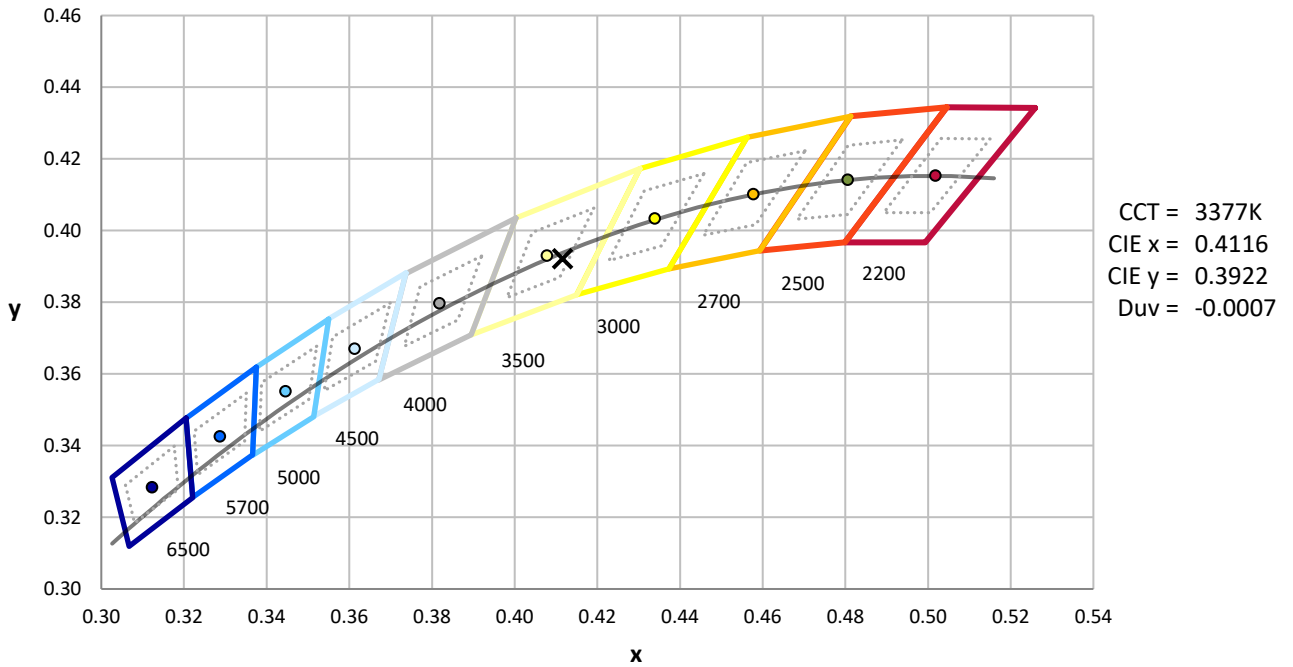
Measurement and Test Equipment			
Instrument	Identification Number	Calibration Date	Calibration Due Date
Photometer	76INCH SPHERE IN0058	6/16/2025	12/16/2025
Power Meter	XITRON INXT2011004	1/21/2025	1/21/2026
AC Power Source	CHROMA 61603 IN0063	10/22/2024	10/22/2025
DC Power Source	AGILENT E3634A IN0208	10/22/2024	10/22/2025
Sphere Thermometer	ONSET IN0085	10/22/2024	10/22/2025
Room Thermometer	ONSET IN0046	10/22/2024	10/22/2025

REPORT NUMBER: SP1-2506-458-10

CIE 1931 Chromaticity Diagram



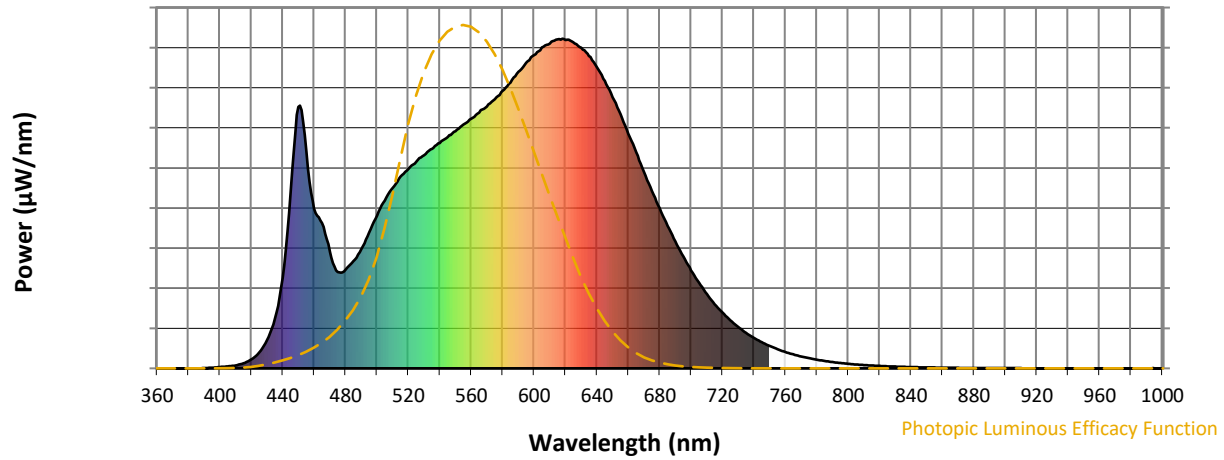
CIE 1931 Chromaticity Diagram with 2017 ANSI 7-Step and 4-Step Quadrangles



Point lies inside the ANSI 3500K 4-step quadrangle

REPORT NUMBER: SP1-2506-458-10

Photopic Flux vs. Wavelength

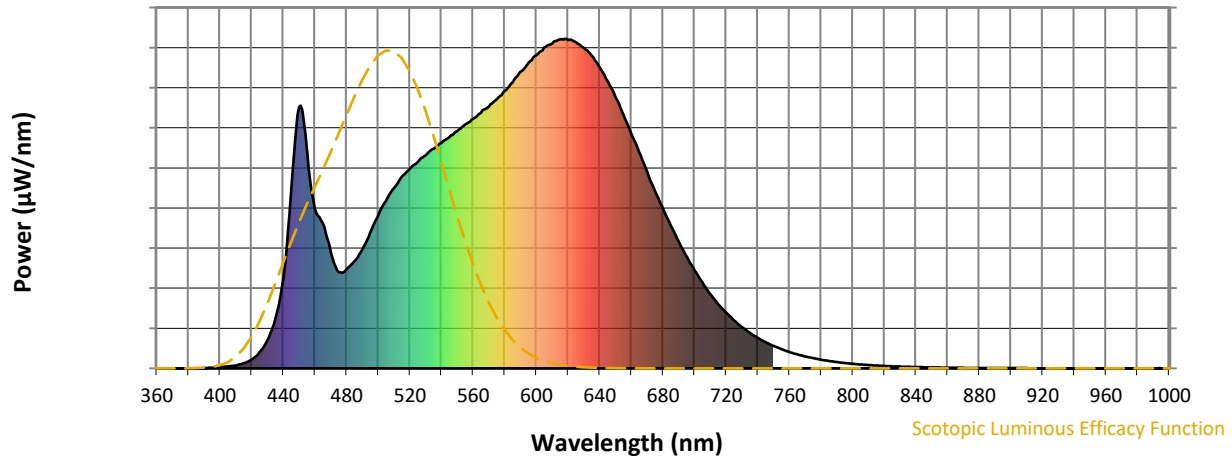


Photopic Lumens: NR

λ (nm)	Power W [^] /nm	Lumens (ϕ /nm)	λ (nm)	Power W [^] /nm	Lumens (ϕ /nm)	λ (nm)	Power W [^] /nm	Lumens (ϕ /nm)	λ (nm)	Power W [^] /nm	Lumens (ϕ /nm)	λ (nm)	Power W [^] /nm	Lumens (ϕ /nm)
360	0	NR	490	362	NR	620	996	NR	750	68	NR	880	1	NR
365	0	NR	495	412	NR	625	989	NR	755	58	NR	885	1	NR
370	0	NR	500	463	NR	630	973	NR	760	49	NR	890	1	NR
375	0	NR	505	509	NR	635	947	NR	765	42	NR	895	1	NR
380	0	NR	510	548	NR	640	914	NR	770	36	NR	900	1	NR
385	0	NR	515	582	NR	645	872	NR	775	31	NR	905	1	NR
390	1	NR	520	605	NR	650	822	NR	780	26	NR	910	1	NR
395	2	NR	525	626	NR	655	770	NR	785	22	NR	915	1	NR
400	4	NR	530	646	NR	660	712	NR	790	19	NR	920	0	NR
405	6	NR	535	666	NR	665	656	NR	795	16	NR	925	0	NR
410	9	NR	540	683	NR	670	596	NR	800	14	NR	930	0	NR
415	15	NR	545	702	NR	675	538	NR	805	12	NR	935	0	NR
420	27	NR	550	720	NR	680	486	NR	810	10	NR	940	0	NR
425	48	NR	555	740	NR	685	432	NR	815	9	NR	945	0	NR
430	85	NR	560	757	NR	690	385	NR	820	7	NR	950	0	NR
435	152	NR	565	776	NR	695	339	NR	825	6	NR	955	0	NR
440	274	NR	570	794	NR	700	297	NR	830	5	NR	960	0	NR
445	536	NR	575	816	NR	705	260	NR	835	5	NR	965	0	NR
450	793	NR	580	842	NR	710	225	NR	840	4	NR	970	0	NR
455	659	NR	585	867	NR	715	194	NR	845	3	NR	975	0	NR
460	484	NR	590	899	NR	720	169	NR	850	3	NR	980	0	NR
465	441	NR	595	927	NR	725	146	NR	855	2	NR	985	0	NR
470	353	NR	600	950	NR	730	125	NR	860	2	NR	990	0	NR
475	293	NR	605	974	NR	735	107	NR	865	2	NR	995	0	NR
480	300	NR	610	986	NR	740	92	NR	870	2	NR	1000	0	NR
485	325	NR	615	998	NR	745	79	NR	875	1	NR			

REPORT NUMBER: SP1-2506-458-10

Scotopic Flux vs. Wavelength



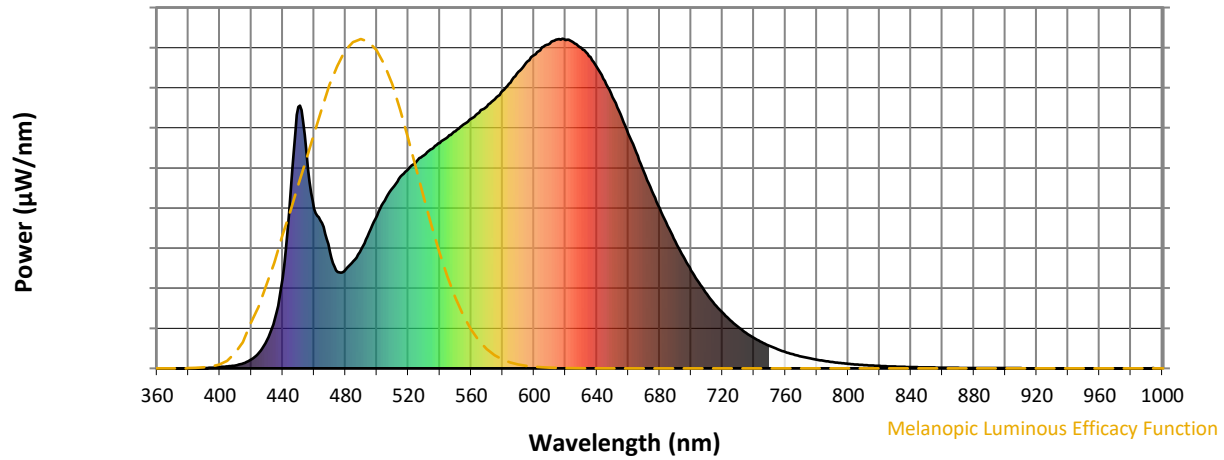
Scotopic Lumens: NR

S/P: 1.58

λ (nm)	Power W [^] /nm	Lumens (φ/nm)	λ (nm)	Power W [^] /nm	Lumens (φ/nm)	λ (nm)	Power W [^] /nm	Lumens (φ/nm)	λ (nm)	Power W [^] /nm	Lumens (φ/nm)	λ (nm)	Power W [^] /nm	Lumens (φ/nm)
360	0	NR	490	362	NR	620	996	NR	750	68	NR	880	1	NR
365	0	NR	495	412	NR	625	989	NR	755	58	NR	885	1	NR
370	0	NR	500	463	NR	630	973	NR	760	49	NR	890	1	NR
375	0	NR	505	509	NR	635	947	NR	765	42	NR	895	1	NR
380	0	NR	510	548	NR	640	914	NR	770	36	NR	900	1	NR
385	0	NR	515	582	NR	645	872	NR	775	31	NR	905	1	NR
390	1	NR	520	605	NR	650	822	NR	780	26	NR	910	1	NR
395	2	NR	525	626	NR	655	770	NR	785	22	NR	915	1	NR
400	4	NR	530	646	NR	660	712	NR	790	19	NR	920	0	NR
405	6	NR	535	666	NR	665	656	NR	795	16	NR	925	0	NR
410	9	NR	540	683	NR	670	596	NR	800	14	NR	930	0	NR
415	15	NR	545	702	NR	675	538	NR	805	12	NR	935	0	NR
420	27	NR	550	720	NR	680	486	NR	810	10	NR	940	0	NR
425	48	NR	555	740	NR	685	432	NR	815	9	NR	945	0	NR
430	85	NR	560	757	NR	690	385	NR	820	7	NR	950	0	NR
435	152	NR	565	776	NR	695	339	NR	825	6	NR	955	0	NR
440	274	NR	570	794	NR	700	297	NR	830	5	NR	960	0	NR
445	536	NR	575	816	NR	705	260	NR	835	5	NR	965	0	NR
450	793	NR	580	842	NR	710	225	NR	840	4	NR	970	0	NR
455	659	NR	585	867	NR	715	194	NR	845	3	NR	975	0	NR
460	484	NR	590	899	NR	720	169	NR	850	3	NR	980	0	NR
465	441	NR	595	927	NR	725	146	NR	855	2	NR	985	0	NR
470	353	NR	600	950	NR	730	125	NR	860	2	NR	990	0	NR
475	293	NR	605	974	NR	735	107	NR	865	2	NR	995	0	NR
480	300	NR	610	986	NR	740	92	NR	870	2	NR	1000	0	NR
485	325	NR	615	998	NR	745	79	NR	875	1	NR			

REPORT NUMBER: SP1-2506-458-10

Melanopic Flux vs. Wavelength



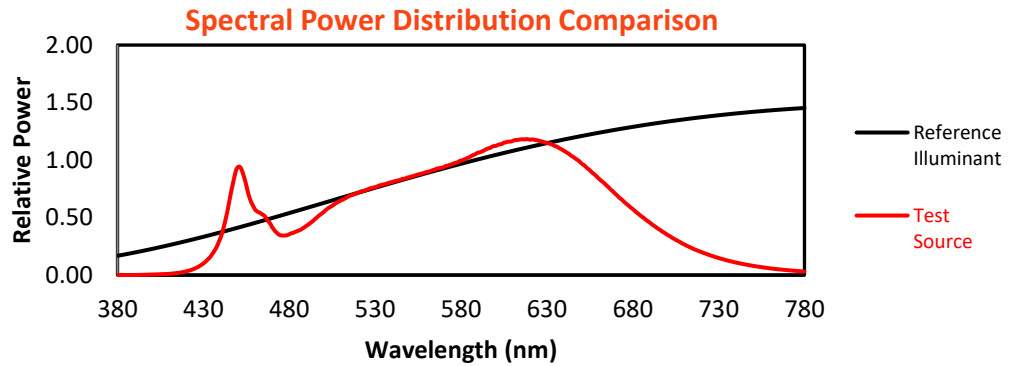
Melanopic Lumens: NR

M/P: 3.19

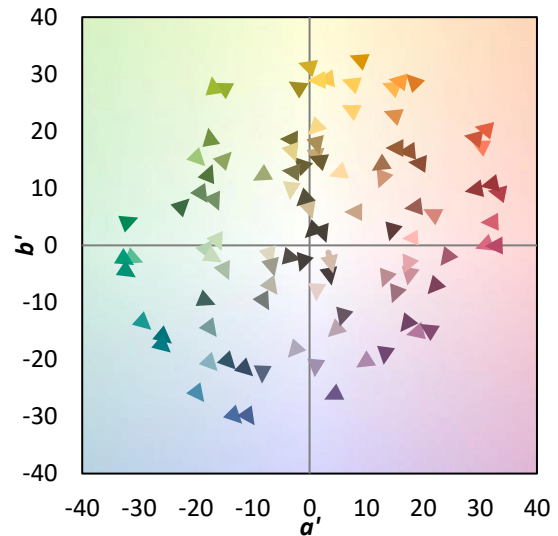
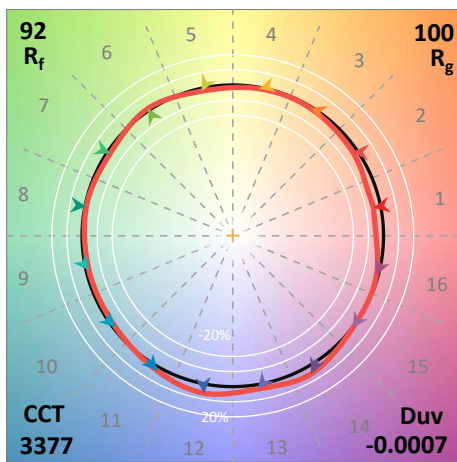
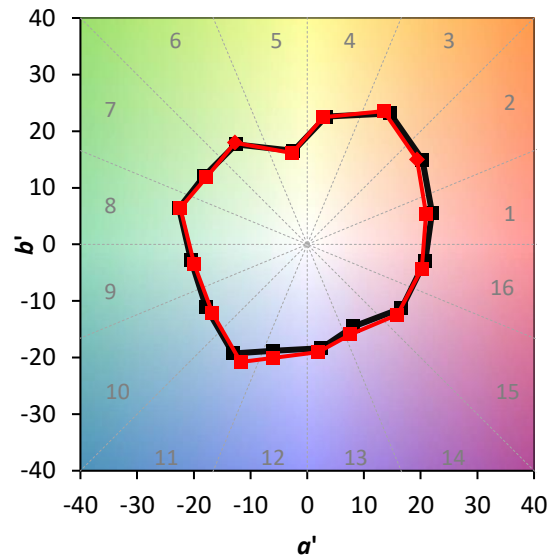
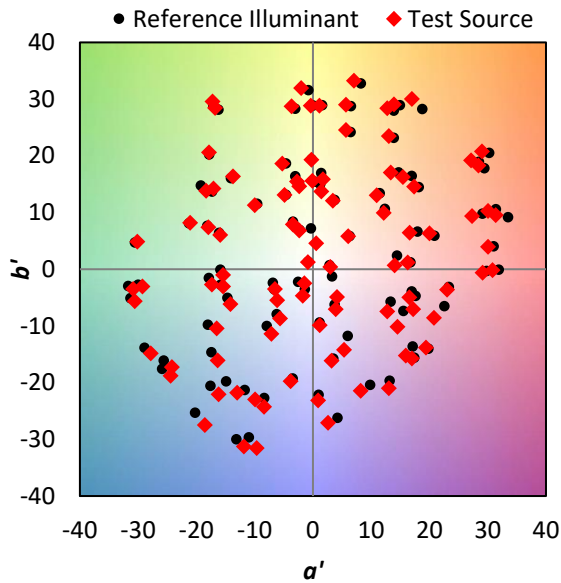
λ (nm)	Power W [^] /nm	Lumens (φ/nm)	λ (nm)	Power W [^] /nm	Lumens (φ/nm)	λ (nm)	Power W [^] /nm	Lumens (φ/nm)	λ (nm)	Power W [^] /nm	Lumens (φ/nm)	λ (nm)	Power W [^] /nm	Lumens (φ/nm)
360	0	NR	490	362	NR	620	996	NR	750	68	NR	880	1	NR
365	0	NR	495	412	NR	625	989	NR	755	58	NR	885	1	NR
370	0	NR	500	463	NR	630	973	NR	760	49	NR	890	1	NR
375	0	NR	505	509	NR	635	947	NR	765	42	NR	895	1	NR
380	0	NR	510	548	NR	640	914	NR	770	36	NR	900	1	NR
385	0	NR	515	582	NR	645	872	NR	775	31	NR	905	1	NR
390	1	NR	520	605	NR	650	822	NR	780	26	NR	910	1	NR
395	2	NR	525	626	NR	655	770	NR	785	22	NR	915	1	NR
400	4	NR	530	646	NR	660	712	NR	790	19	NR	920	0	NR
405	6	NR	535	666	NR	665	656	NR	795	16	NR	925	0	NR
410	9	NR	540	683	NR	670	596	NR	800	14	NR	930	0	NR
415	15	NR	545	702	NR	675	538	NR	805	12	NR	935	0	NR
420	27	NR	550	720	NR	680	486	NR	810	10	NR	940	0	NR
425	48	NR	555	740	NR	685	432	NR	815	9	NR	945	0	NR
430	85	NR	560	757	NR	690	385	NR	820	7	NR	950	0	NR
435	152	NR	565	776	NR	695	339	NR	825	6	NR	955	0	NR
440	274	NR	570	794	NR	700	297	NR	830	5	NR	960	0	NR
445	536	NR	575	816	NR	705	260	NR	835	5	NR	965	0	NR
450	793	NR	580	842	NR	710	225	NR	840	4	NR	970	0	NR
455	659	NR	585	867	NR	715	194	NR	845	3	NR	975	0	NR
460	484	NR	590	899	NR	720	169	NR	850	3	NR	980	0	NR
465	441	NR	595	927	NR	725	146	NR	855	2	NR	985	0	NR
470	353	NR	600	950	NR	730	125	NR	860	2	NR	990	0	NR
475	293	NR	605	974	NR	735	107	NR	865	2	NR	995	0	NR
480	300	NR	610	986	NR	740	92	NR	870	2	NR	1000	0	NR
485	325	NR	615	998	NR	745	79	NR	875	1	NR			

Summary

$R_f = 91.8$
 $R_g = 99.6$
 $CIE R_a = 93.6$
 $R_9 = 64.2$

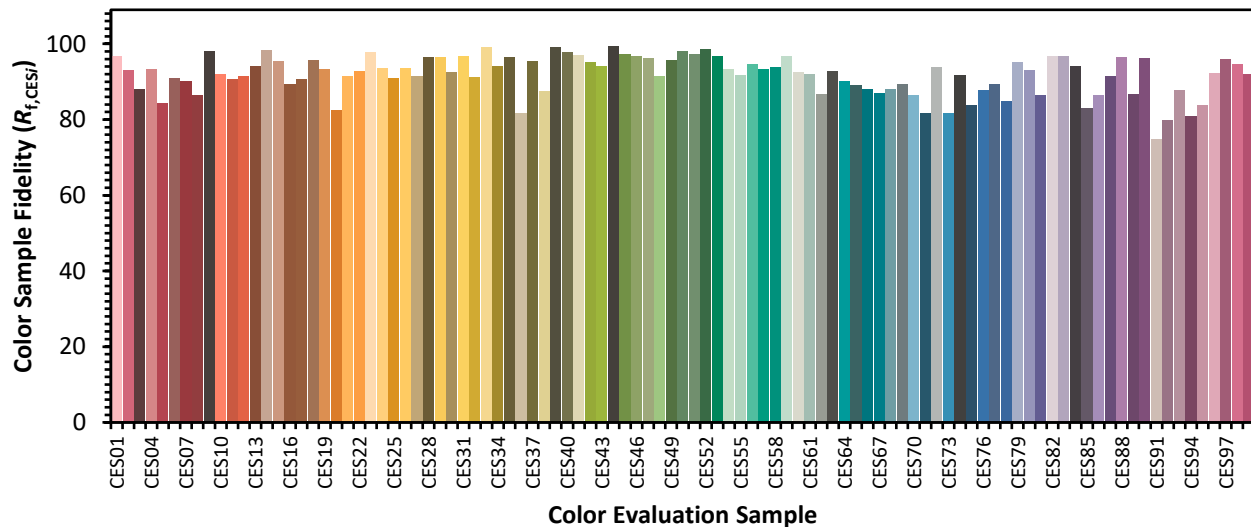


Color Vector Graphics

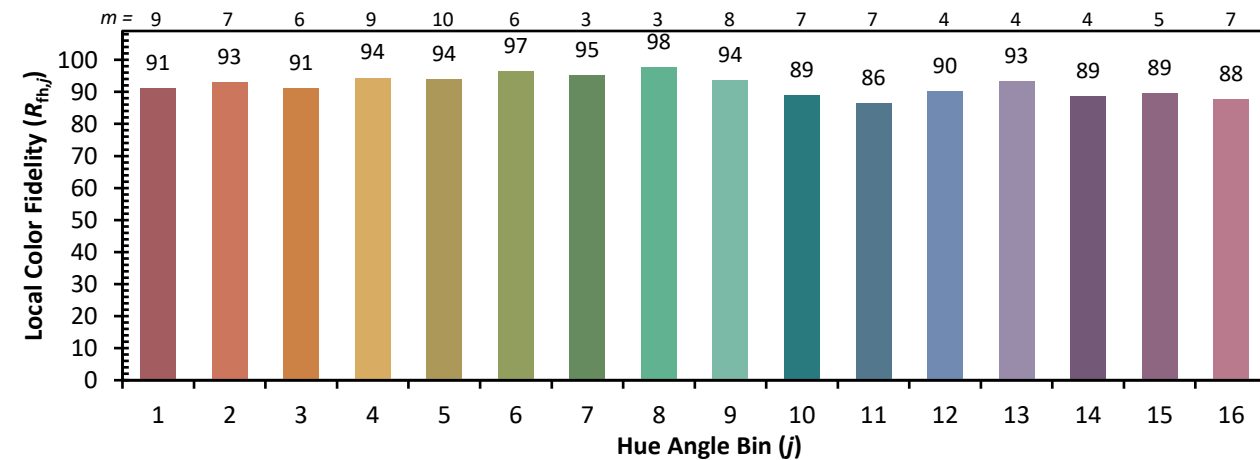
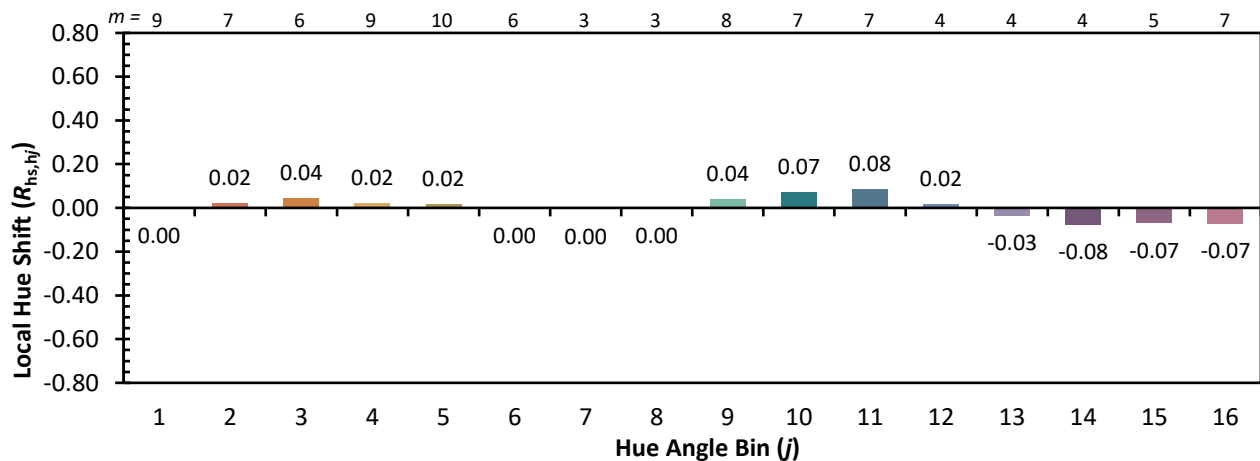
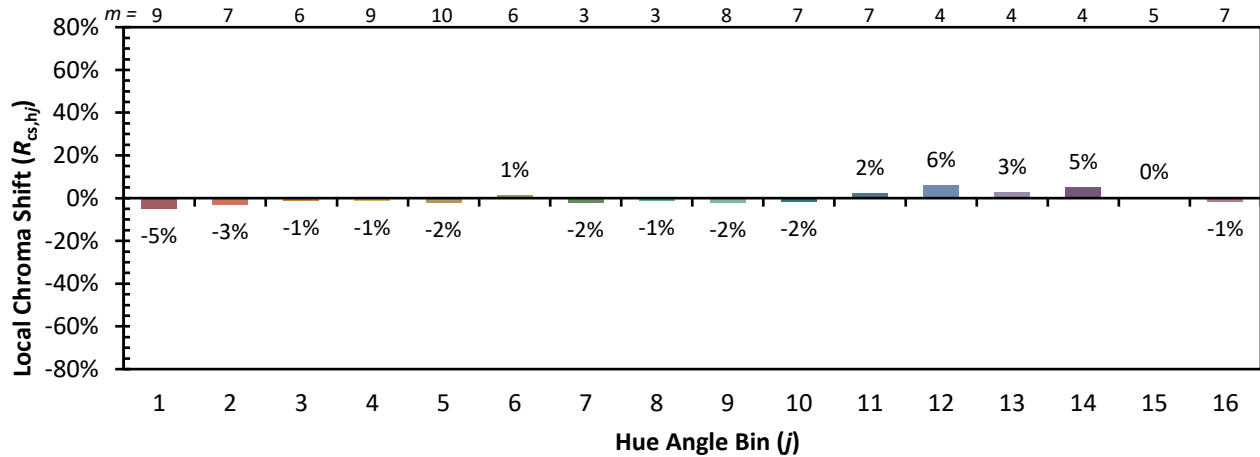


Individual Sample Fidelity Index ($R_{f,i}$)

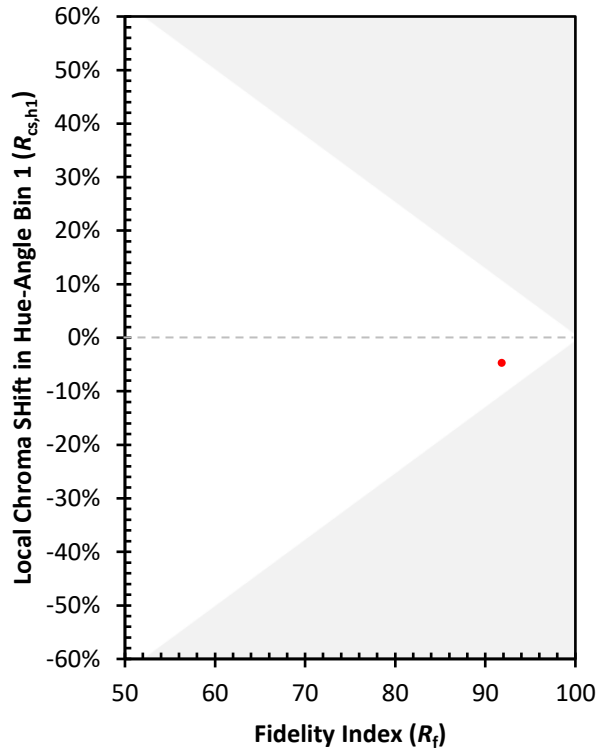
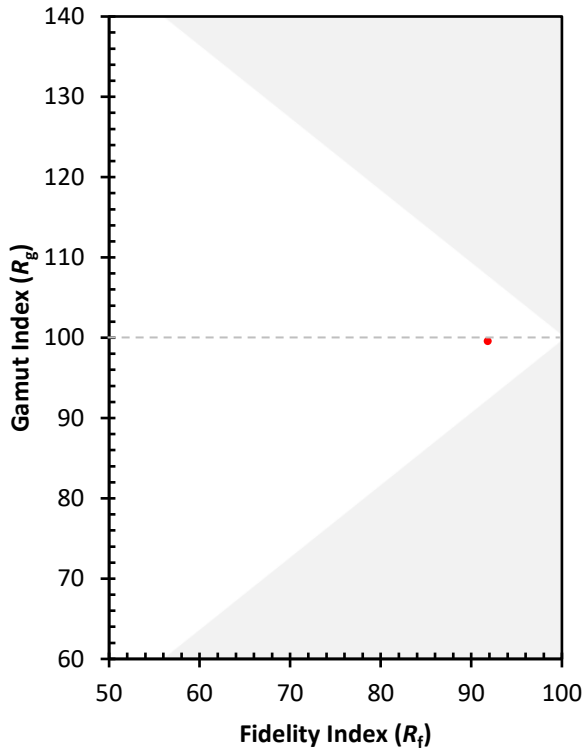
CES01 = 86	CES26 = 94	CES51 = 97	CES76 = 88
CES02 = 62	CES27 = 92	CES52 = 99	CES77 = 89
CES03 = 31	CES28 = 96	CES53 = 97	CES78 = 85
CES04 = 70	CES29 = 96	CES54 = 93	CES79 = 95
CES05 = 50	CES30 = 92	CES55 = 92	CES80 = 93
CES06 = 51	CES31 = 97	CES56 = 95	CES81 = 86
CES07 = 43	CES32 = 91	CES57 = 93	CES82 = 97
CES08 = 42	CES33 = 99	CES58 = 94	CES83 = 97
CES09 = 29	CES34 = 94	CES59 = 97	CES84 = 94
CES10 = 75	CES35 = 96	CES60 = 92	CES85 = 83
CES11 = 58	CES36 = 82	CES61 = 92	CES86 = 86
CES12 = 64	CES37 = 95	CES62 = 87	CES87 = 91
CES13 = 43	CES38 = 87	CES63 = 93	CES88 = 97
CES14 = 74	CES39 = 99	CES64 = 90	CES89 = 87
CES15 = 72	CES40 = 98	CES65 = 89	CES90 = 96
CES16 = 48	CES41 = 97	CES66 = 88	CES91 = 75
CES17 = 50	CES42 = 95	CES67 = 87	CES92 = 80
CES18 = 56	CES43 = 94	CES68 = 88	CES93 = 88
CES19 = 71	CES44 = 99	CES69 = 89	CES94 = 81
CES20 = 67	CES45 = 97	CES70 = 86	CES95 = 84
CES21 = 86	CES46 = 97	CES71 = 82	CES96 = 92
CES22 = 78	CES47 = 96	CES72 = 94	CES97 = 96
CES23 = 91	CES48 = 92	CES73 = 82	CES98 = 95
CES24 = 90	CES49 = 96	CES74 = 92	CES99 = 92
CES25 = 71	CES50 = 98	CES75 = 84	



Color Rendition by Hue-Angle Bin



Measure Comparisons



(END OF REPORT)